

# Contagious Counterinsurgency

How Civilian Social Networks Shape Military Control

Dotan A. Haim

Dartmouth College

SMA Speaker Series, December 2018

# Benguet

# Union



# Research Question

Why is counterinsurgency effective in some localities but not others?

My answer:

- Information on government credibility from surrounding area
- Spreads through civilian social networks

# Hearts & Minds

Counterinsurgents attempt to elicit civilian-held information by promising:

- 1) Security
- 2) Economic development

# What's missing

Civilians face a key information problem:

- Government may not follow through
- High costs to cooperating

How do civilians determine whether cooperating improves prospects for security & development?

# Information and Social Networks

Answer: Gather information from surrounding area

## 1) Insurgent strength

- Reduces uncertainty about future security

## 2) Development projects

- Reduces uncertainty about future investment

Mechanism: Social Networks

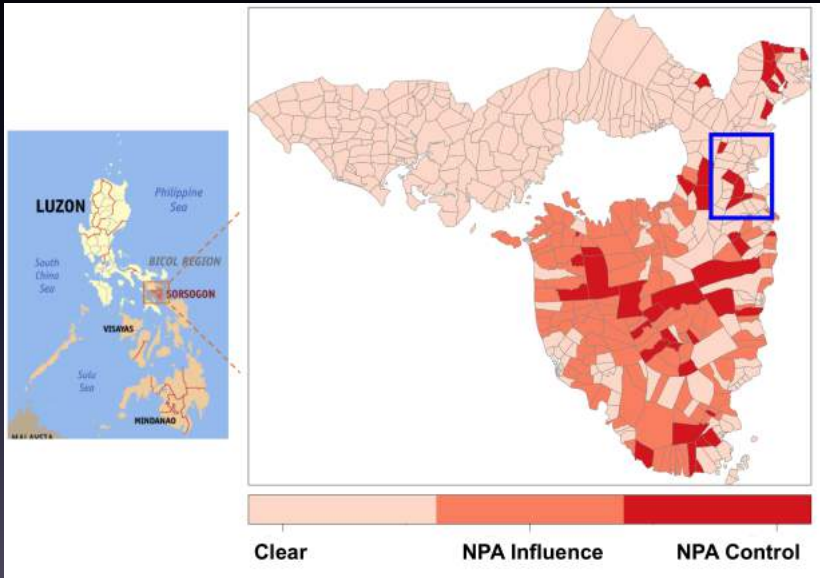
# Hypotheses

Counterinsurgency more effective when civilians have stronger social network ties to:

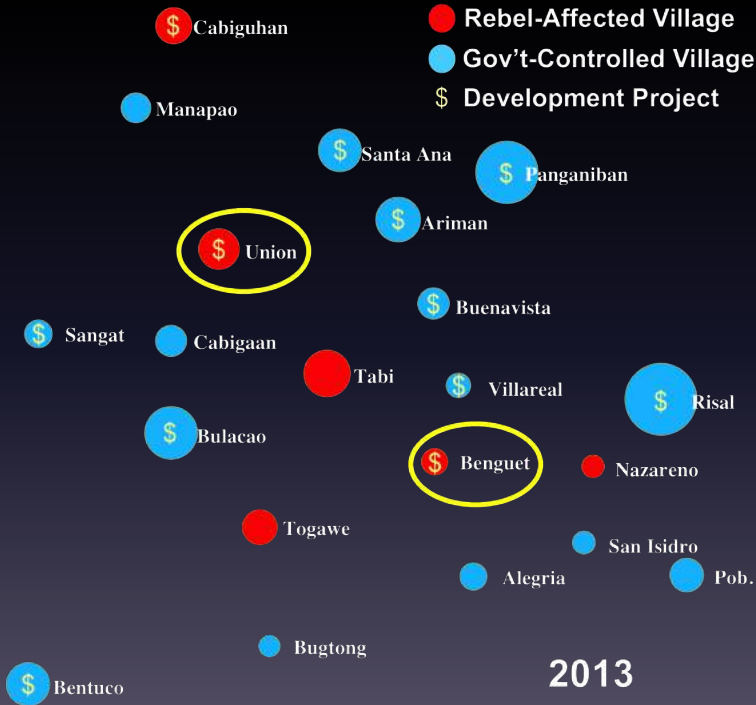
H1: Areas under government military control

H2: Areas that receive development projects

# Insurgent Presence in Sorsogon Province, 2013










2013

 Cabiguhan

 Rebel-Affected Village

 Gov't-Controlled Village

 Development Project

 Manapao

 Santa Ana

 Panganiban

 Ariman

 Union

 Buenavista

 Sangat

 Cabigaan

 Tabi

 Villareal

 Risal

 Bulacao

 Benguet

 Nazareno

 Togawe

 San Isidro

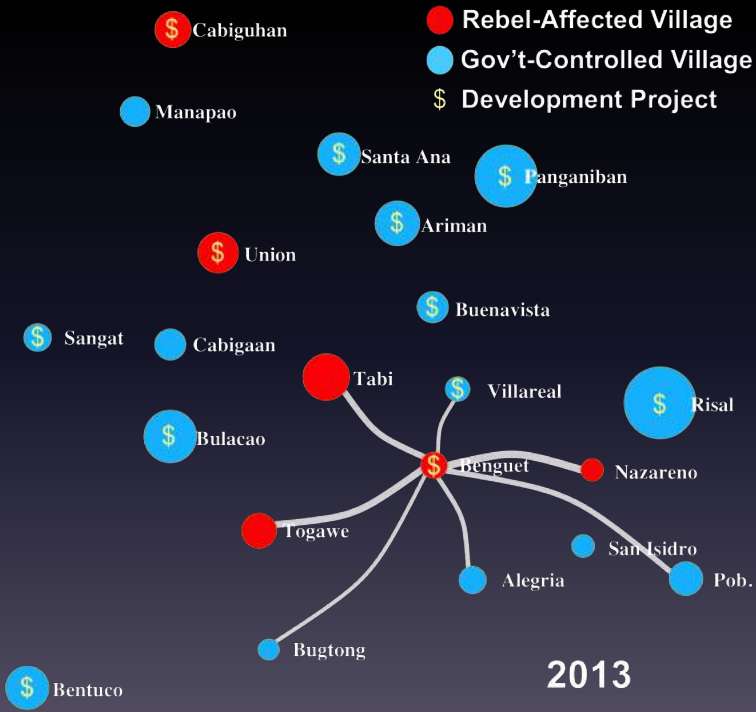
 Alegria

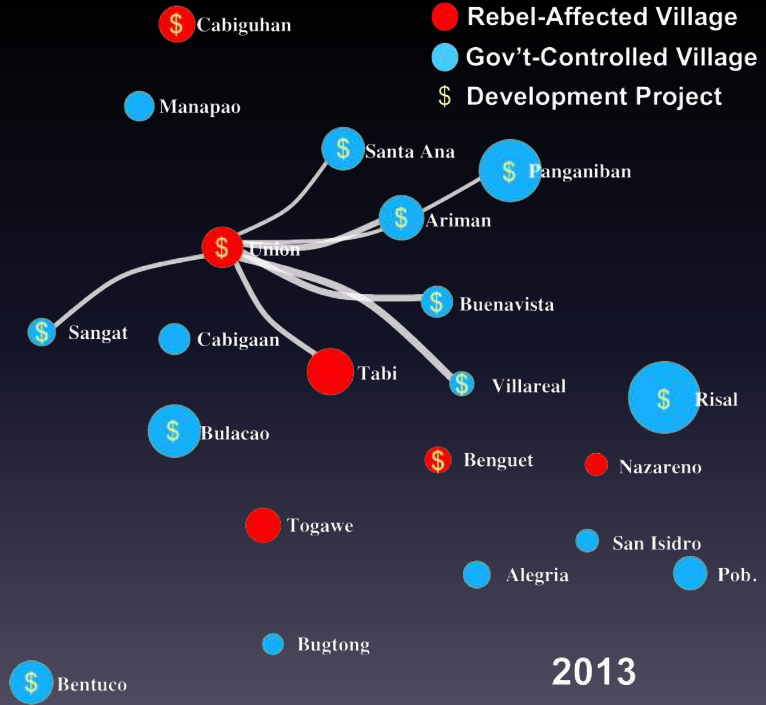
 Pob.

 Bugtong

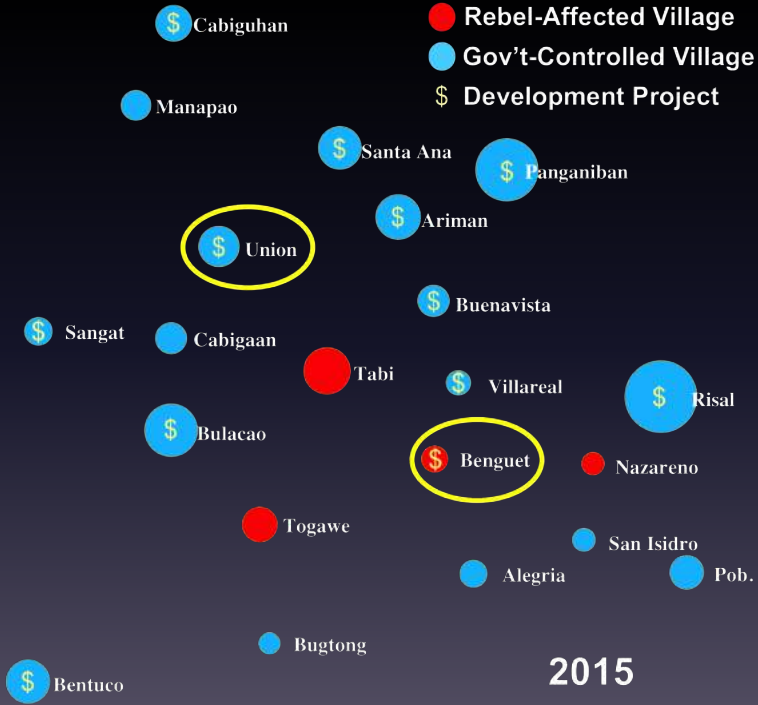
 Bentuco

2013





2013



2015

# Rebellion in the Philippines



New People's Army (NPA)

# Outcome of Interest

## Counterinsurgency Effectiveness

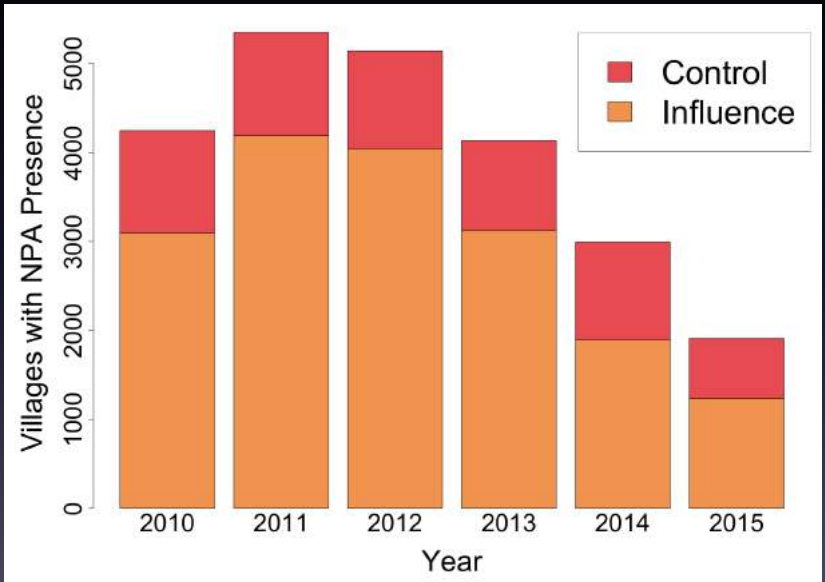
- Year-to-year change in NPA Presence
- Village-level military intelligence reports

0 = Clear

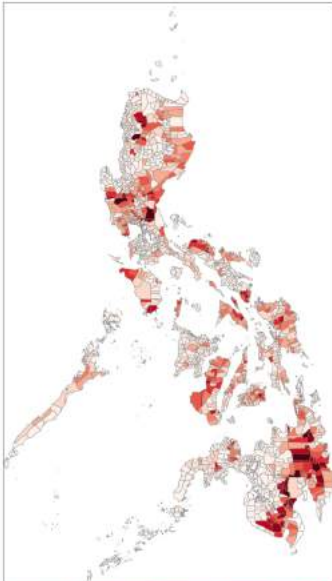
1 = NPA Influence

2 = NPA Control


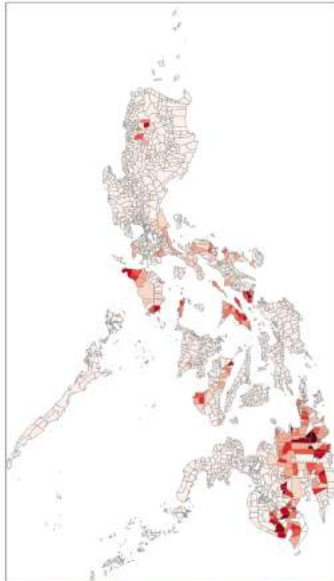
# NPA Presence



2011



2015



Proportion of Villages with NPA Presence



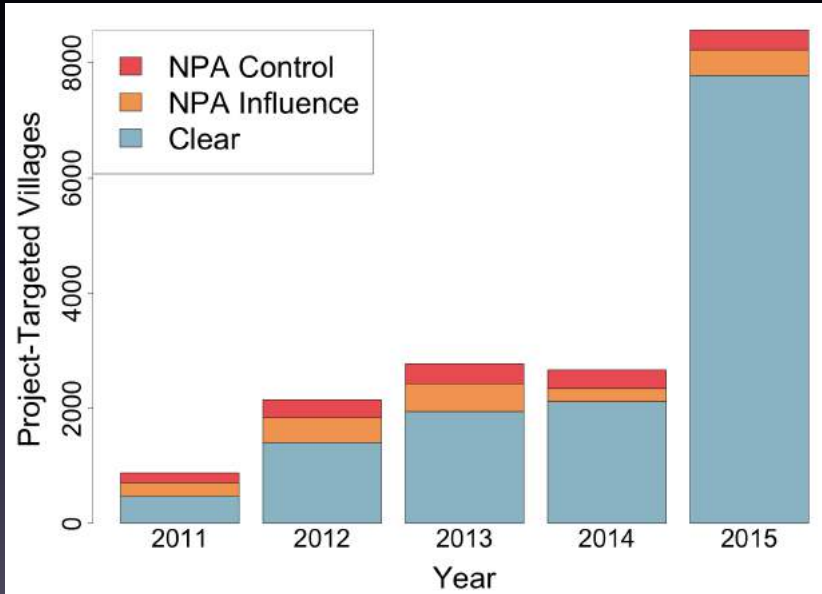
## Two development programs

- KALAHI-CIDSS & PAMANA

### Project Types, 2010-2015

	Count	%
Roads & Pathways	4,912	34.27
Community Infrastructure	3,280	22.88
Agriculture	2,408	16.80
Water	1,128	7.87
Electricity	1,105	7.71
Skills Training	228	1.6
Other	1,273	8.88

# Development Projects by NPA Status



# Social Networks

Village  $i$

Ann **Aquino** Bautista

Ben **Aquino** Bautista

Cesi Castro **Aquino**

Dante Damo Castro

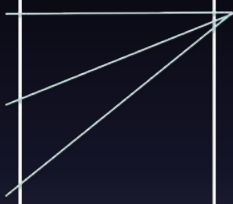
Village  $j$

Eva **Aquino** Flores

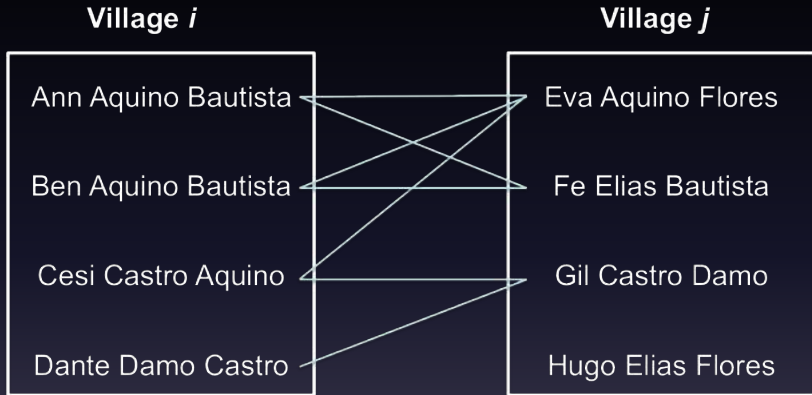
Fe Elias Bautista

Gil Castro Damo

Hugo Elias Flores



# Social Networks

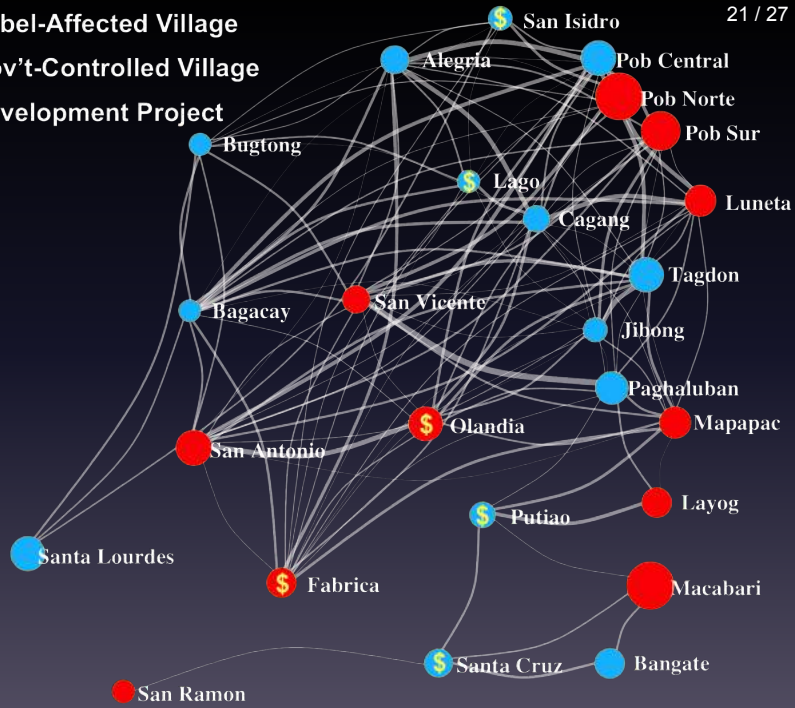


$$FamilyTies_{ij} = \frac{ties_{ij}}{N_i * N_j}$$

● Rebel-Affected Village

● Gov't-Controlled Village

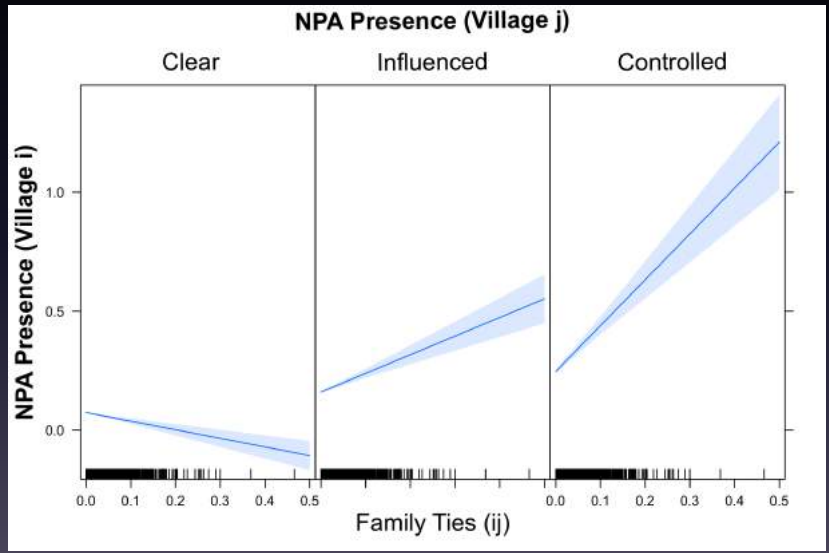
⌘ Development Project



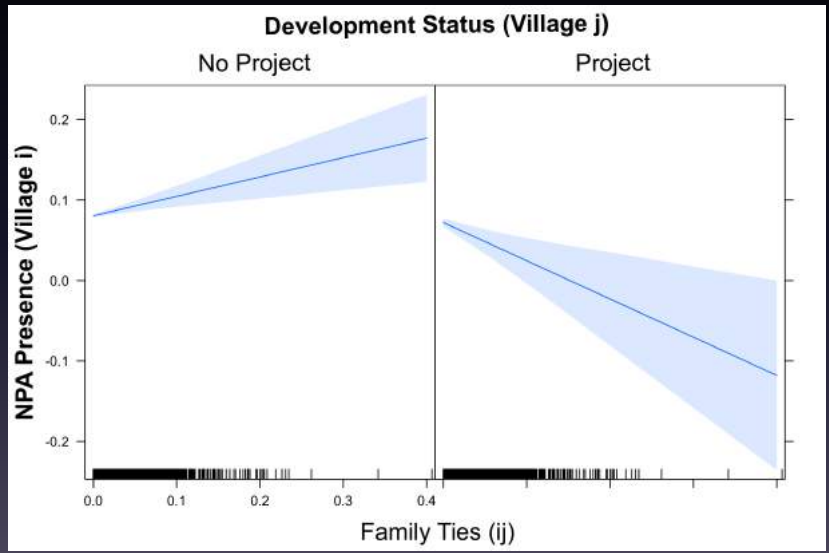
# Model

- Data Structure: Dyadic
- Outcome: Change in NPA Presence
- Predictors:
  - Project in targeted village  $i$
  - NPA Presence, Projects in nearby village  $j$
  - Interacted with family ties  $ij$
- Fixed Effects: Village  $i$ , Village  $j$ , Year
- Control: Geographic distance

# Result: Social Ties to Rebel Villages

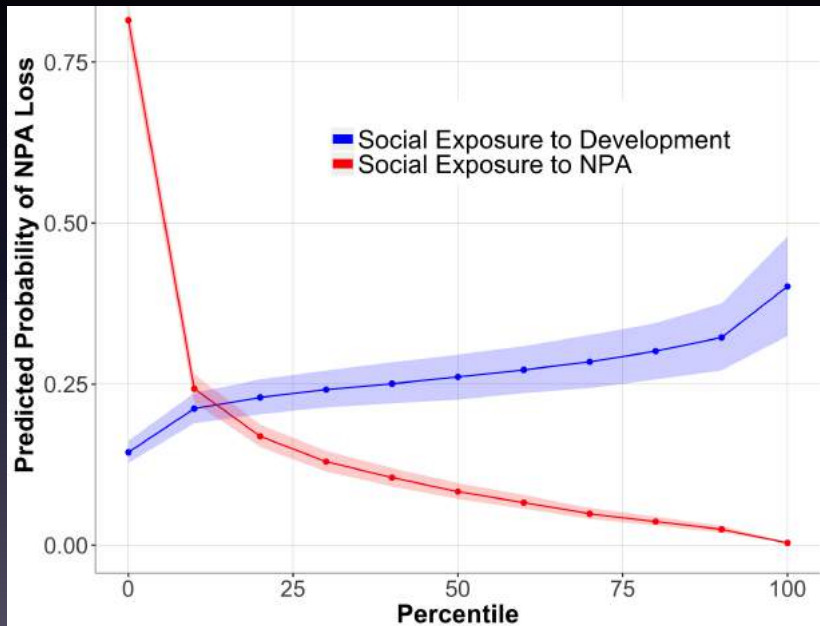


# Result: Social Ties to Development





# Substantive Interpretation



# Takeaways and Contributions

- Civilians are sophisticated actors
- Social networks solve information problems

“People must accept that your actions benefit them and trust your integrity and ability to *deliver on promises*, particularly regarding their security. In this battlefield, *popular perceptions and rumors* are more influential than the facts and more powerful than a hundred tanks.”

- David Kilcullen

# Policy Implications

- Target counterinsurgency on *social* terrain
- Importance of government actions in areas already under military control
- Defeating insurgency from the “outside-in”