

GALLUP®



# The Gallup World Poll: A Listening Machine for the World







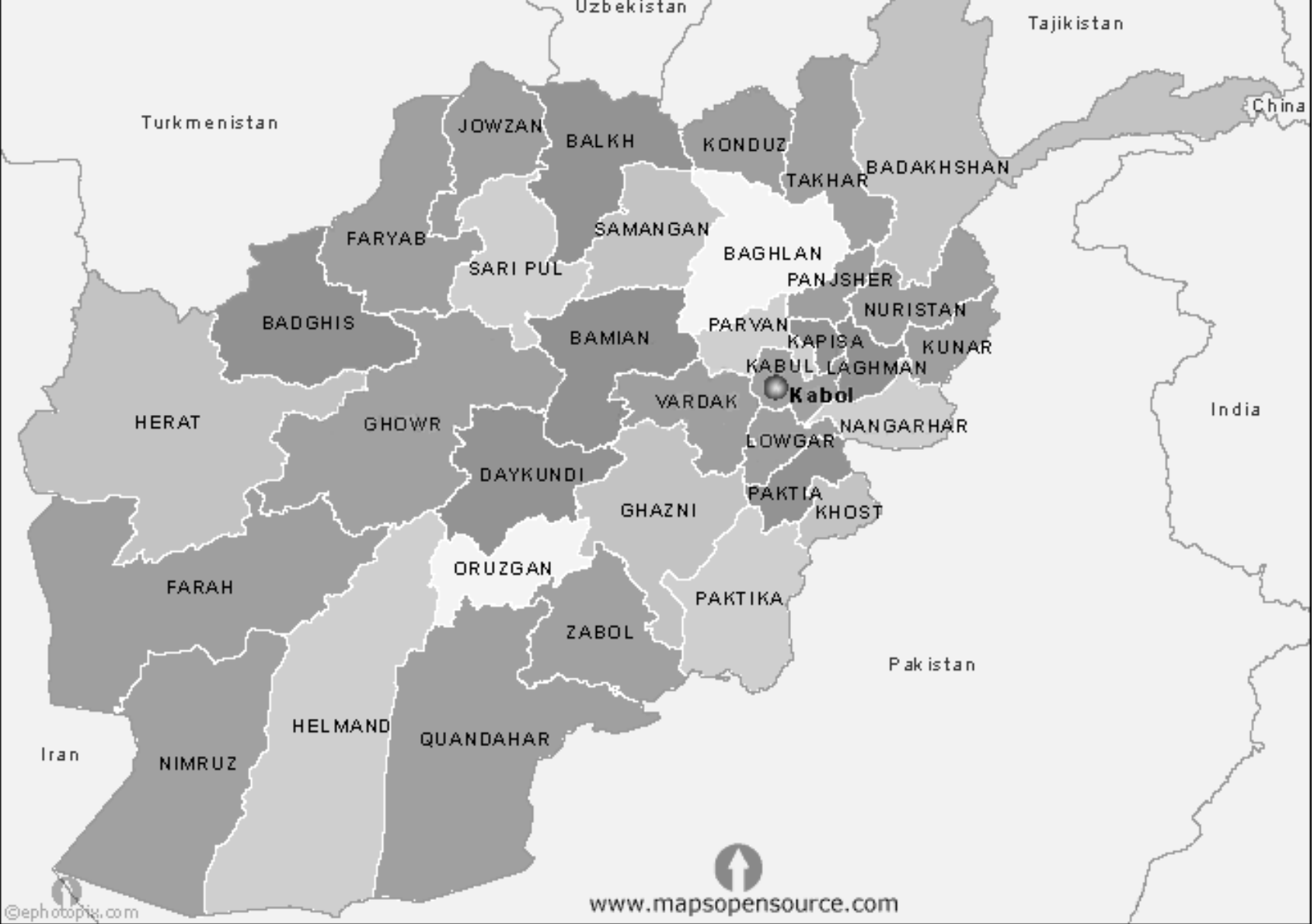


1172349

gettyimages®  
Alex Wong

GALLUP®

# AFGHANISTAN

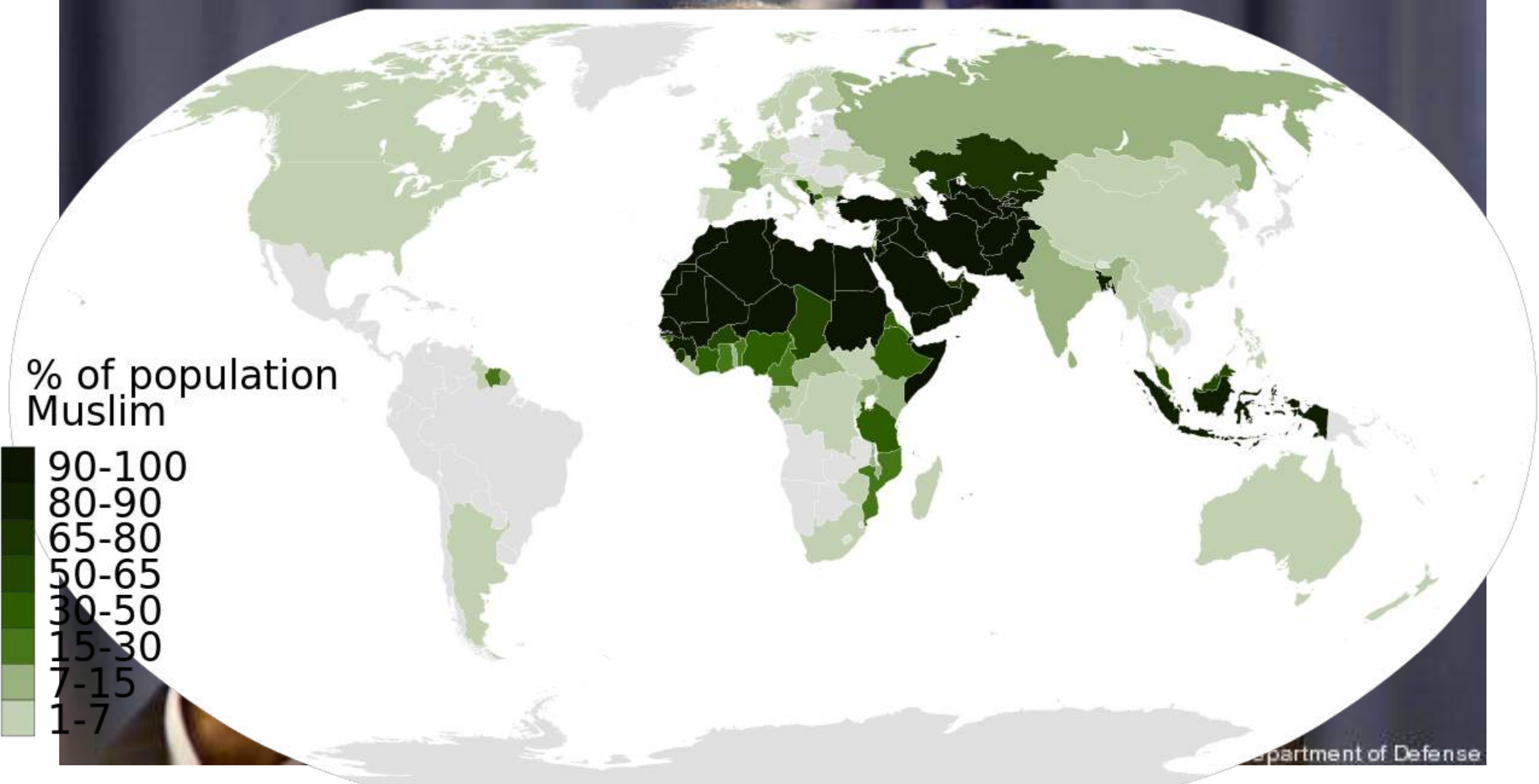


©ephotoptix.com

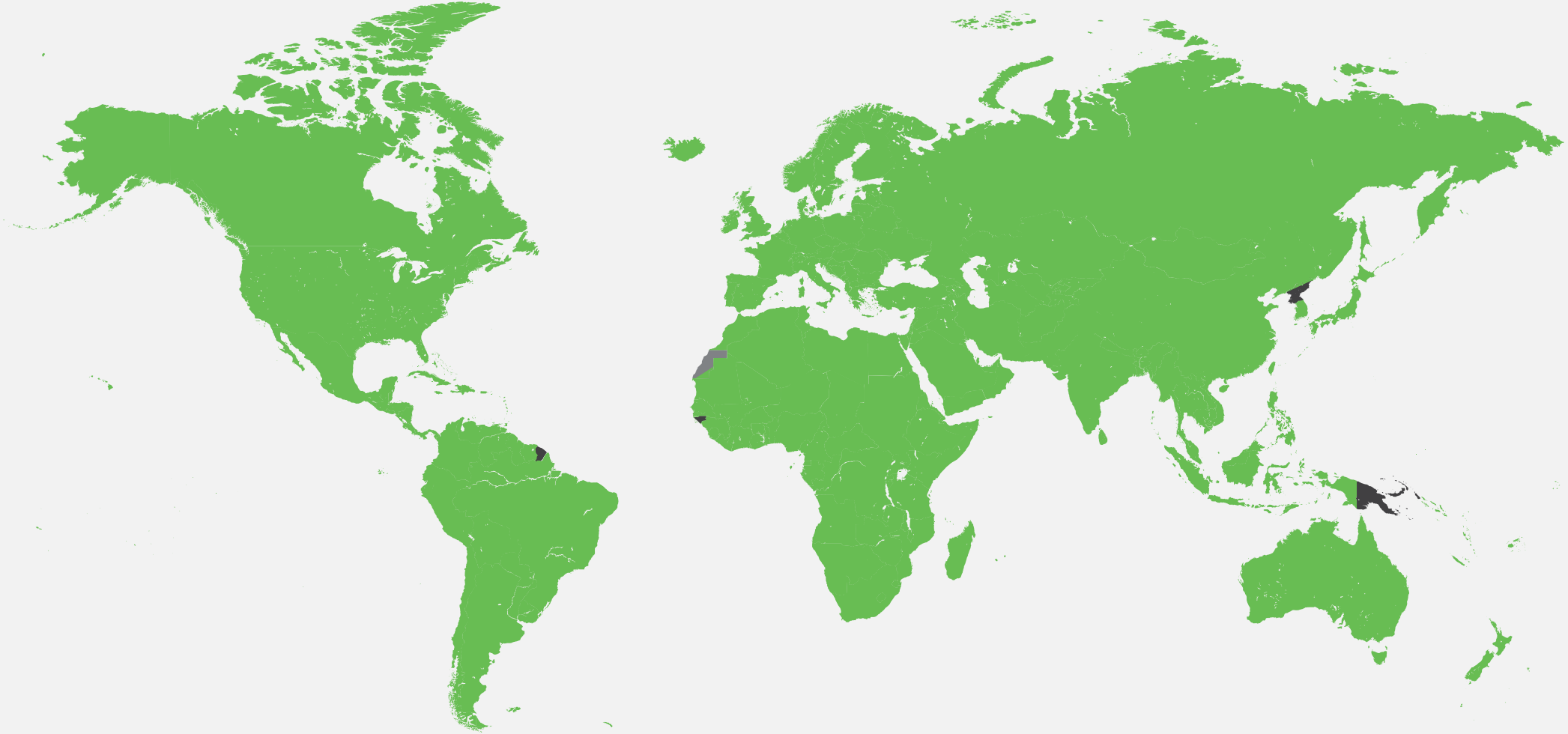
www.mapsopensource.com

They believe...



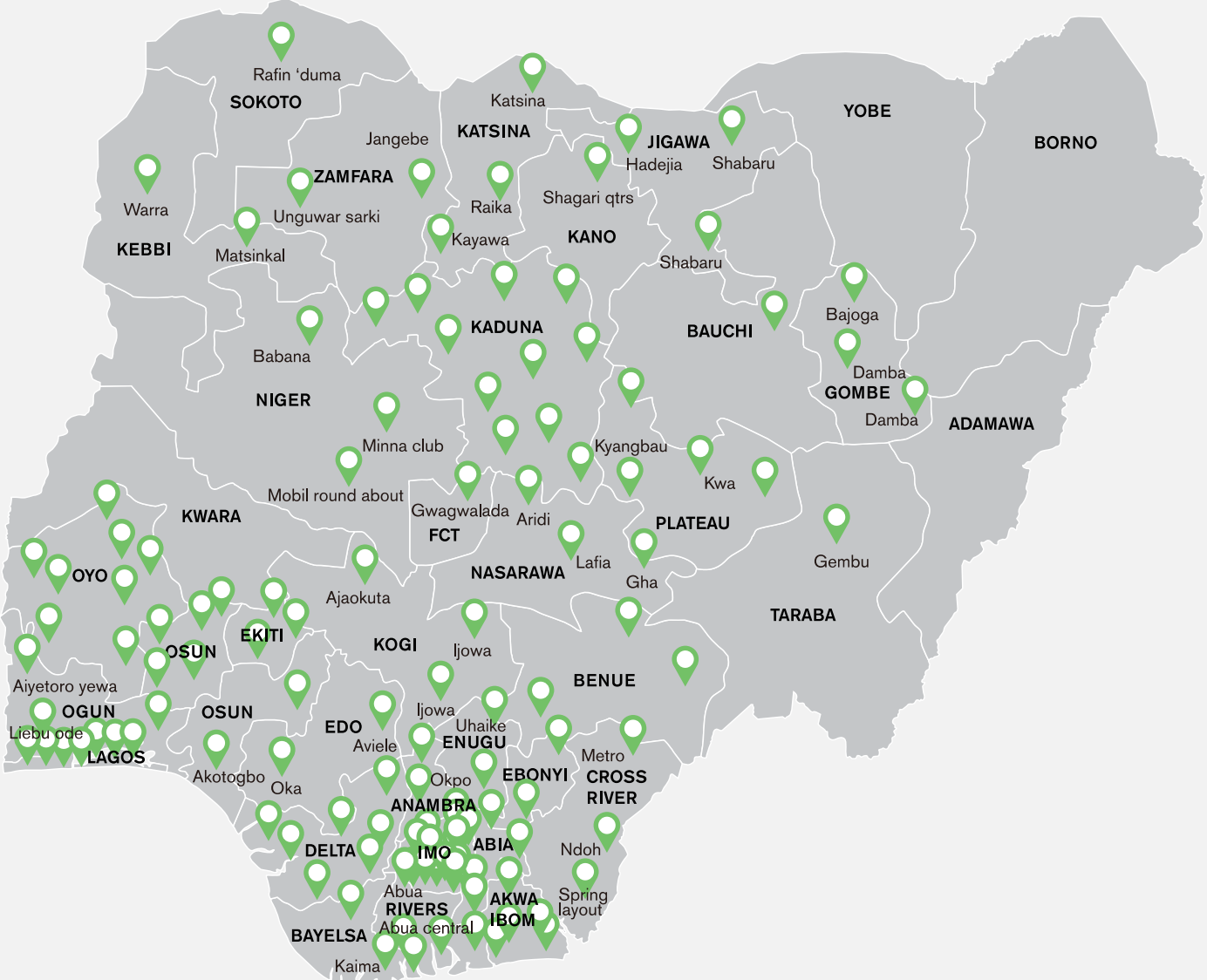


# Country Coverage





# Sampling frame for Nigeria





Indonesia

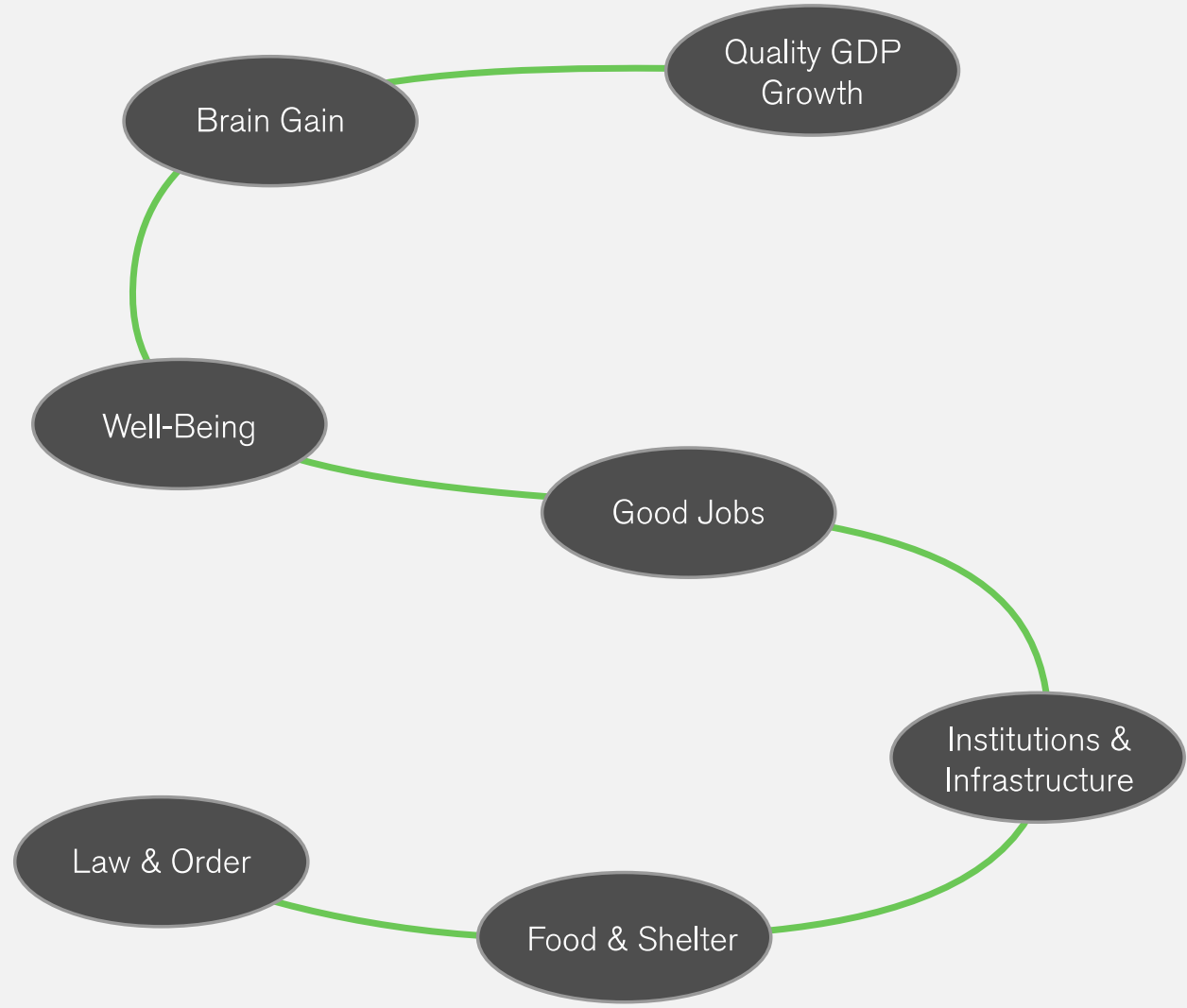


# Gallup Standard Global Indicators

GALLUP®  
**Macroeconomic Path**  

---

A leadership model for successful societies



# Gallup's Macroeconomic Path and Maslow

**Life Evaluation Index** measures respondents' perceptions of where they stand, now and in the future.

*--Please imagine a ladder, with steps numbered from 0 at the bottom to 10 at the top. The top of the ladder represents the best possible life for you and the bottom of the ladder represents the worst possible life for you. On which step of the ladder would you say you personally feel you stand at this time?*

*--Please imagine a ladder, with steps numbered from 0 at the bottom to 10 at the top. The top of the ladder represents the best possible life for you and the bottom of the ladder represents the worst possible life for you. Just your best guess, on which step do you think you will stand in the future, say about five years from now?*



# Gallup's Macroeconomic Path and Maslow

**Positive Experience Index** measures of respondents' experienced wellbeing on the day before the survey.

--*Did you feel well-rested yesterday?*

--*Were you treated with respect all day yesterday?*

--*Did you smile or laugh a lot yesterday?*

--*Did you learn or do something interesting yesterday?*

--*Did you experience the following feelings during a lot of the day yesterday? How about enjoyment?*

# Gallup's Macroeconomic Path and Maslow

**Negative Experience Index** measures respondents' experienced wellbeing on the day before the survey.

--*Did you experience the following feelings during a lot of the day yesterday? How about physical pain?*

--*Did you experience the following feelings during a lot of the day yesterday? How about worry?*

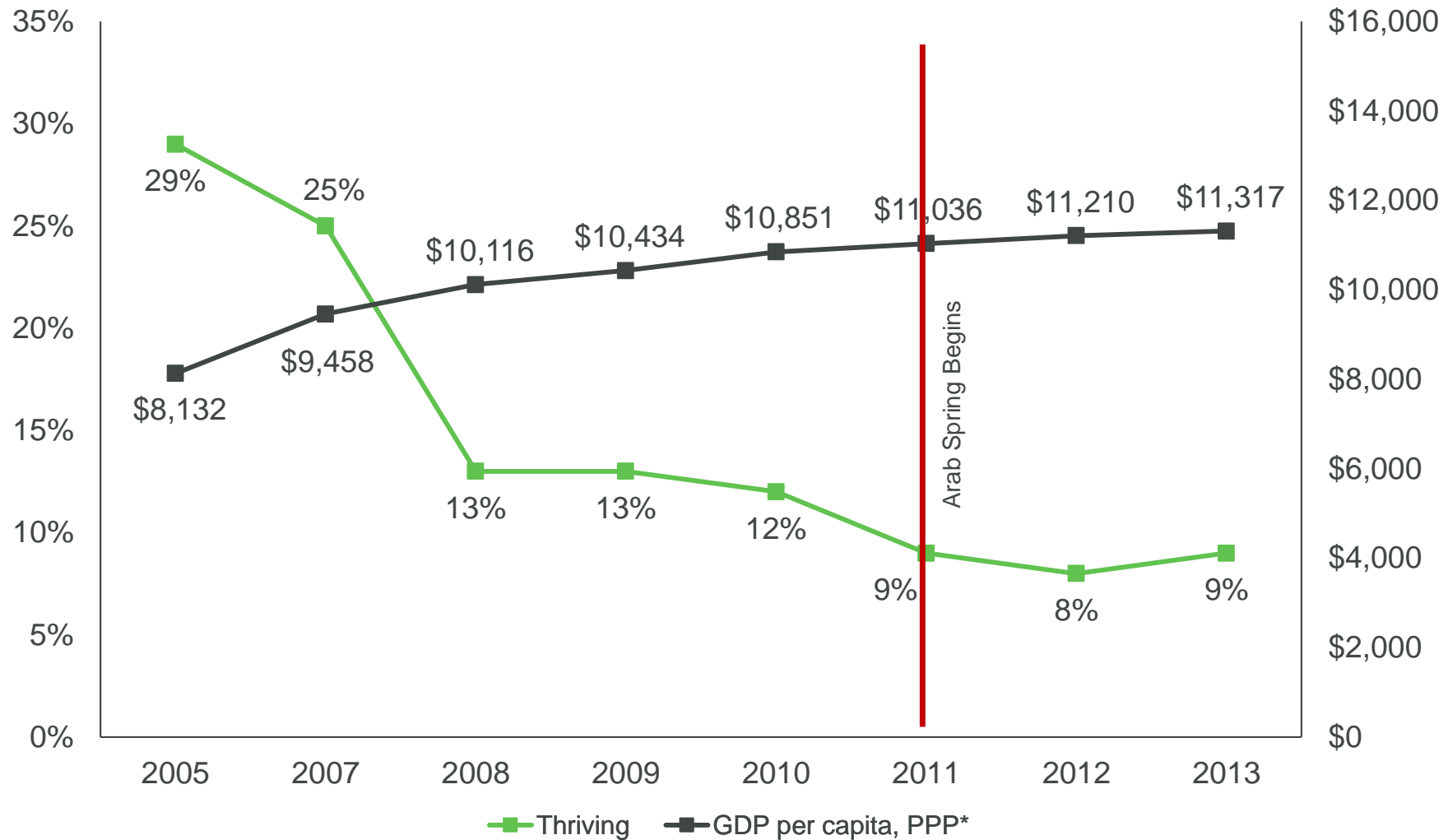
--*Did you experience the following feelings during a lot of the day yesterday? How about sadness?*

--*Did you experience the following feelings during a lot of the day yesterday? How about stress?*

--*Did you experience the following feelings during a lot of the day yesterday? How about anger?*

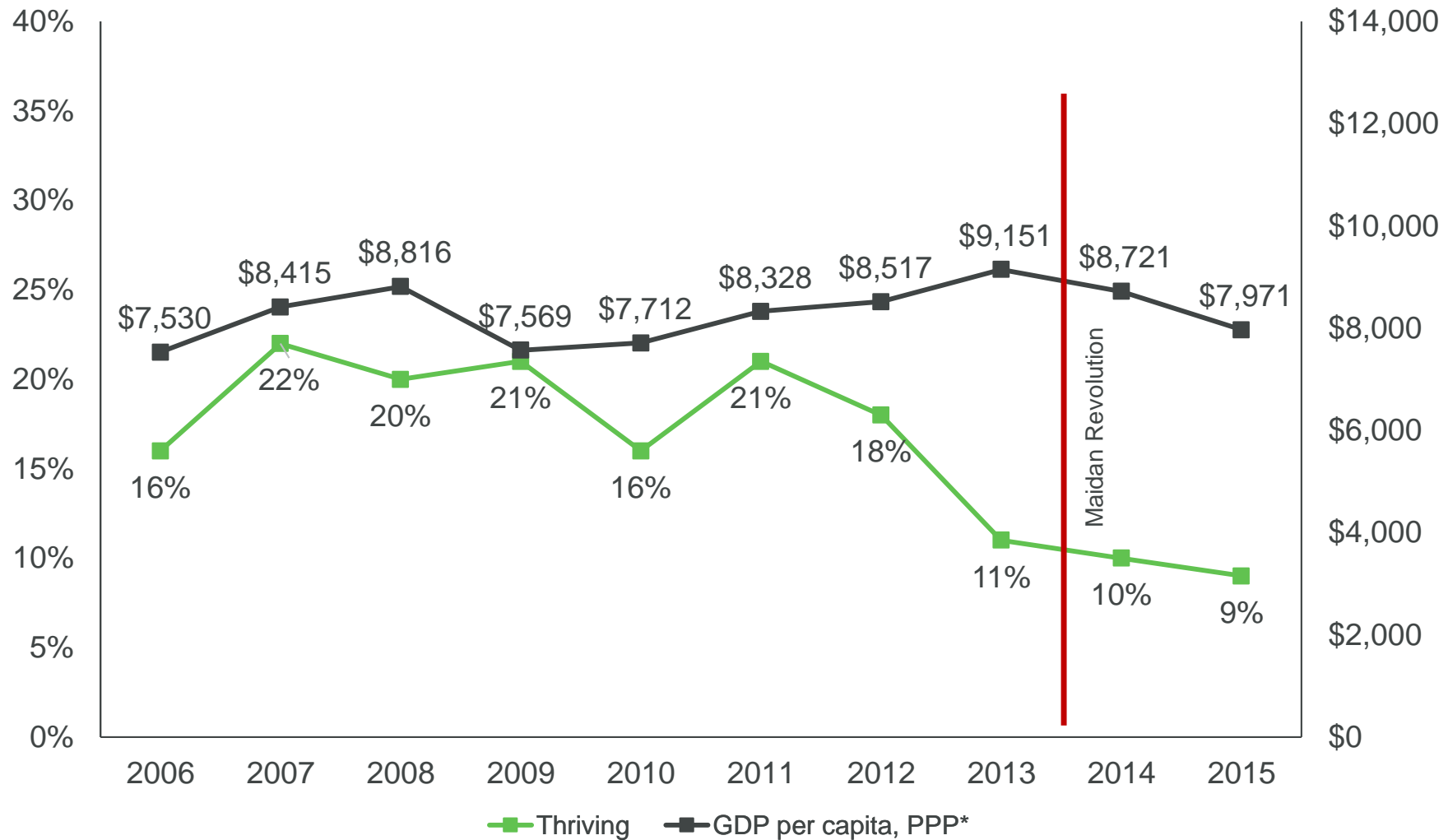


# Egypt GDP and Well-Being – Percent of Population Thriving



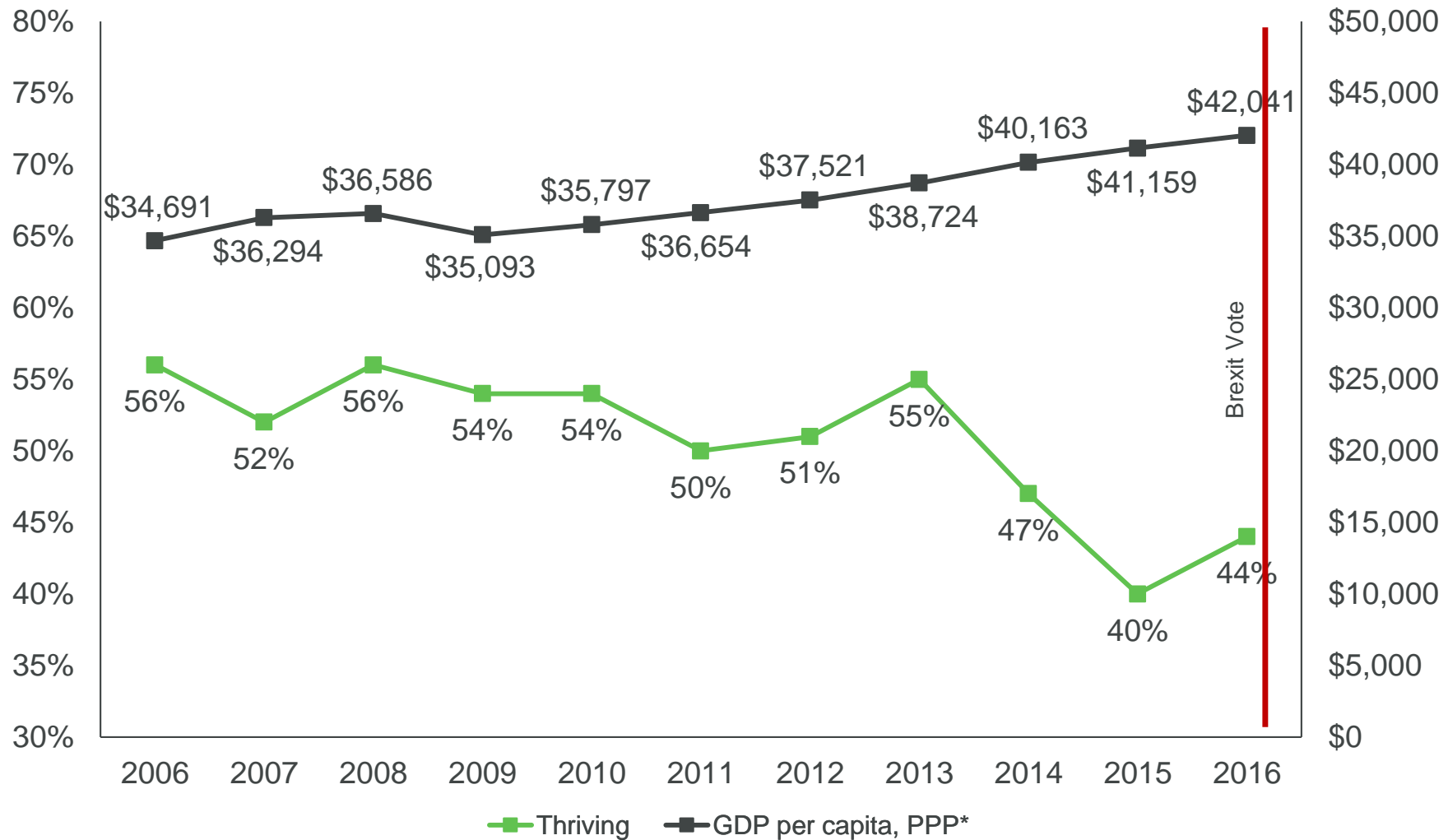
\*In current international dollars, estimates from IMF

# Ukraine GDP and Well-Being - – Percent of Population Thriving



\*In current international dollars, estimates from IMF

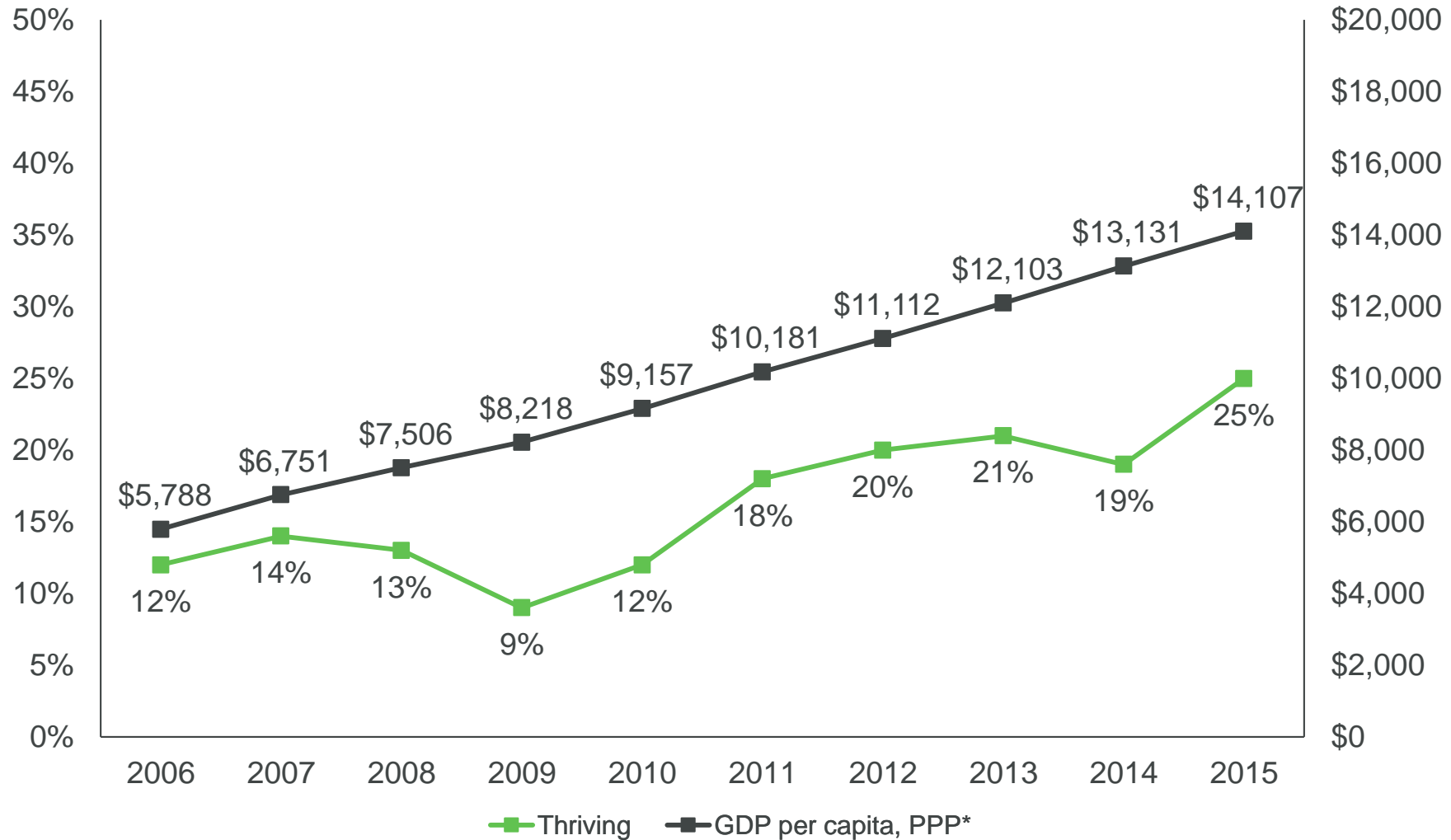

# UK GDP and Well-Being – Percent of Population Thriving



\*In current international dollars, estimates from IMF

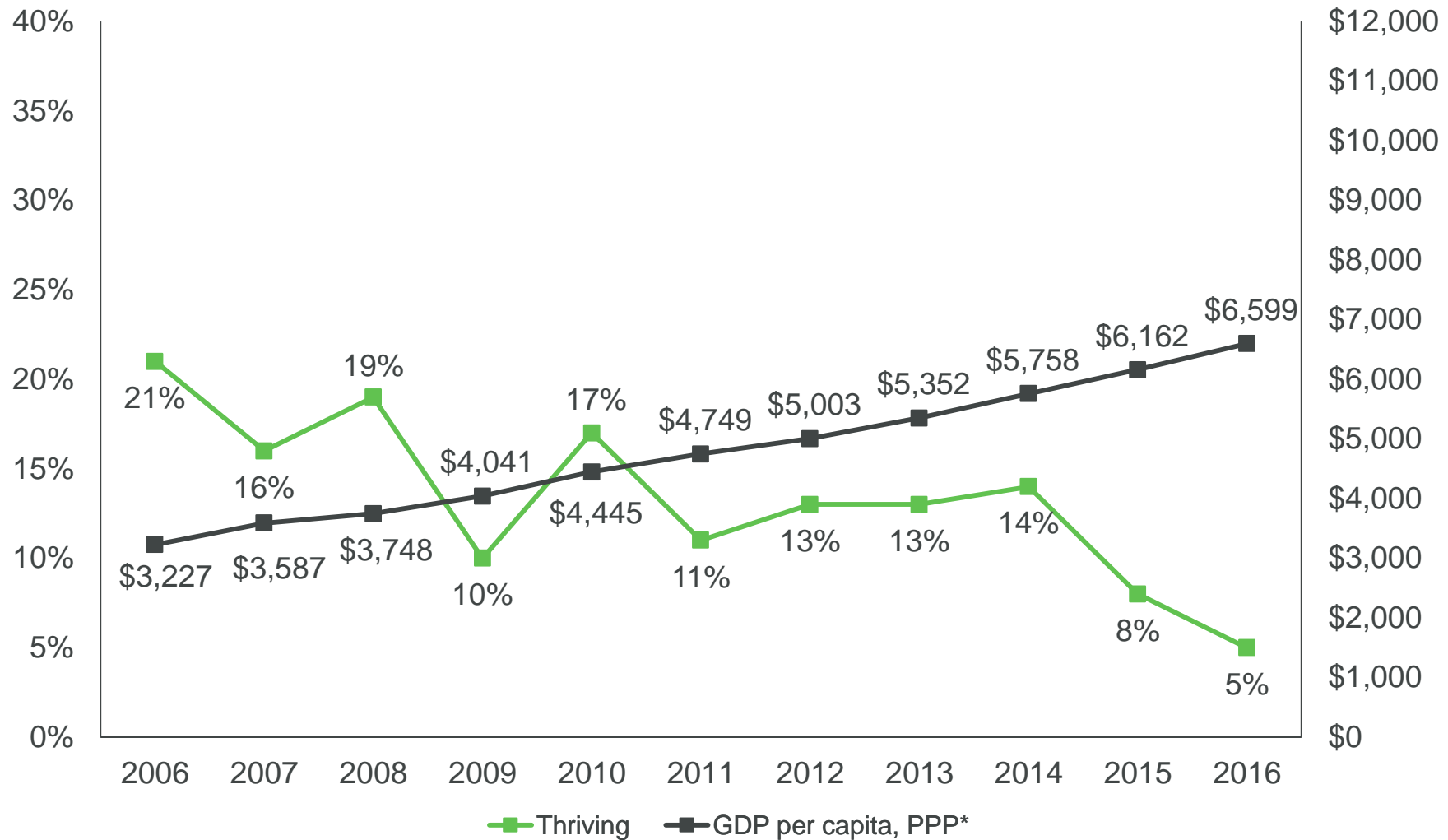


# China GDP and Well-Being – Percent of Population Thriving



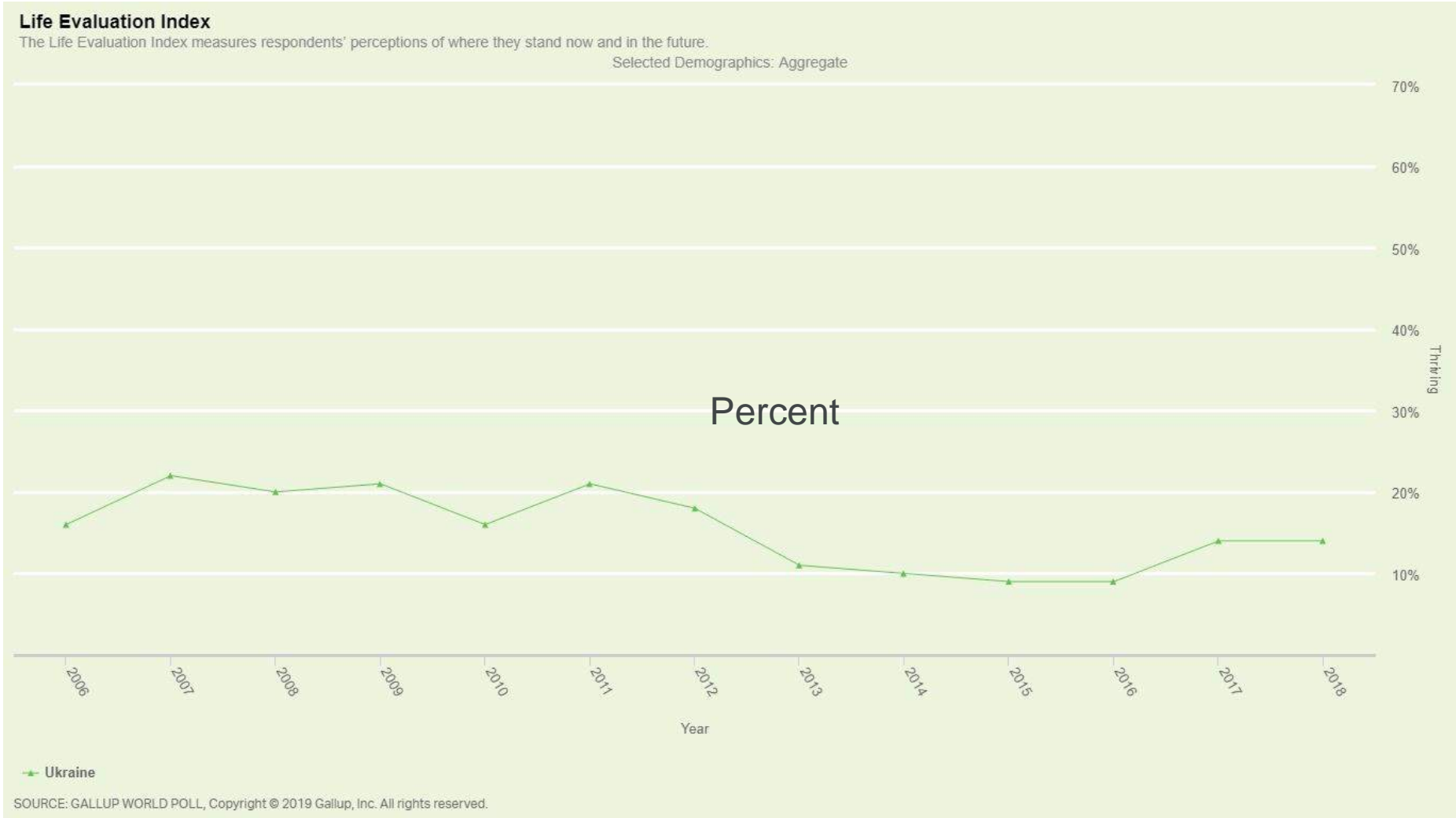
\*In current international dollars, estimates from IMF

# India GDP and Well-Being – Percent of Population Thriving

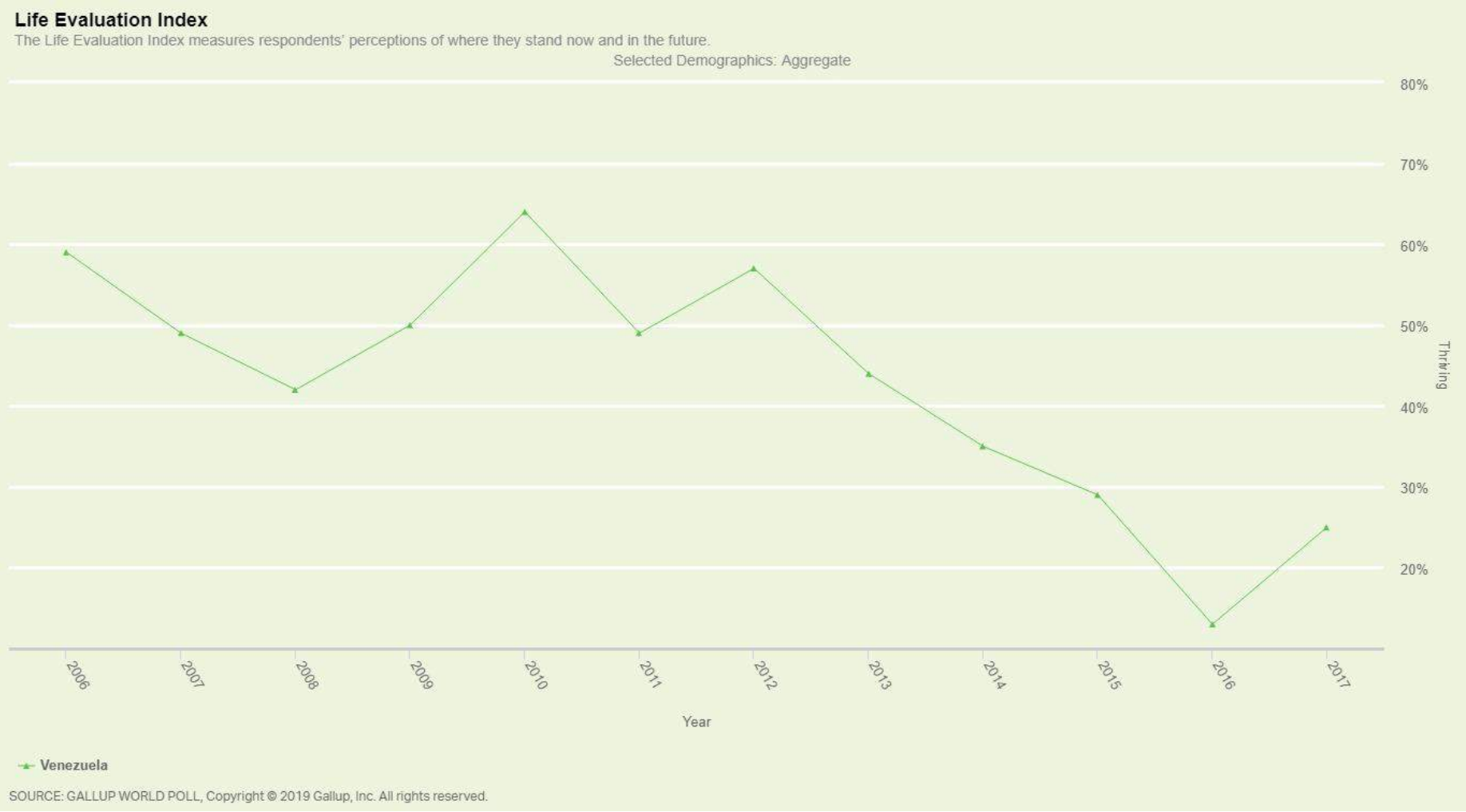


\*In current international dollars, estimates from IMF

# Ukraine and Well-Being - Percent of Population Thriving

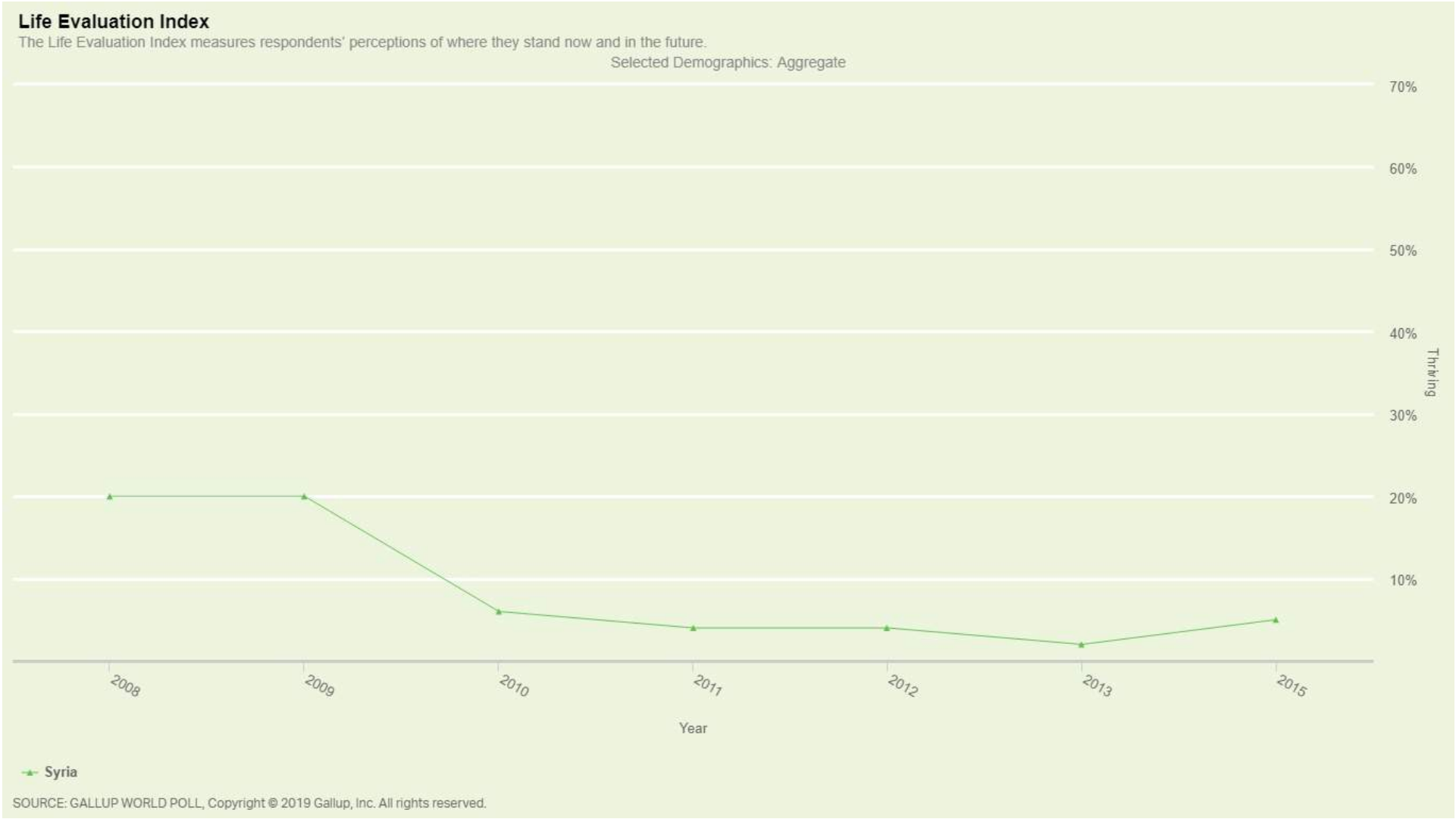


# Venezuela and Well-Being - Percent of Population Thriving





# Syria and Well-Being - Percent of Population Thriving

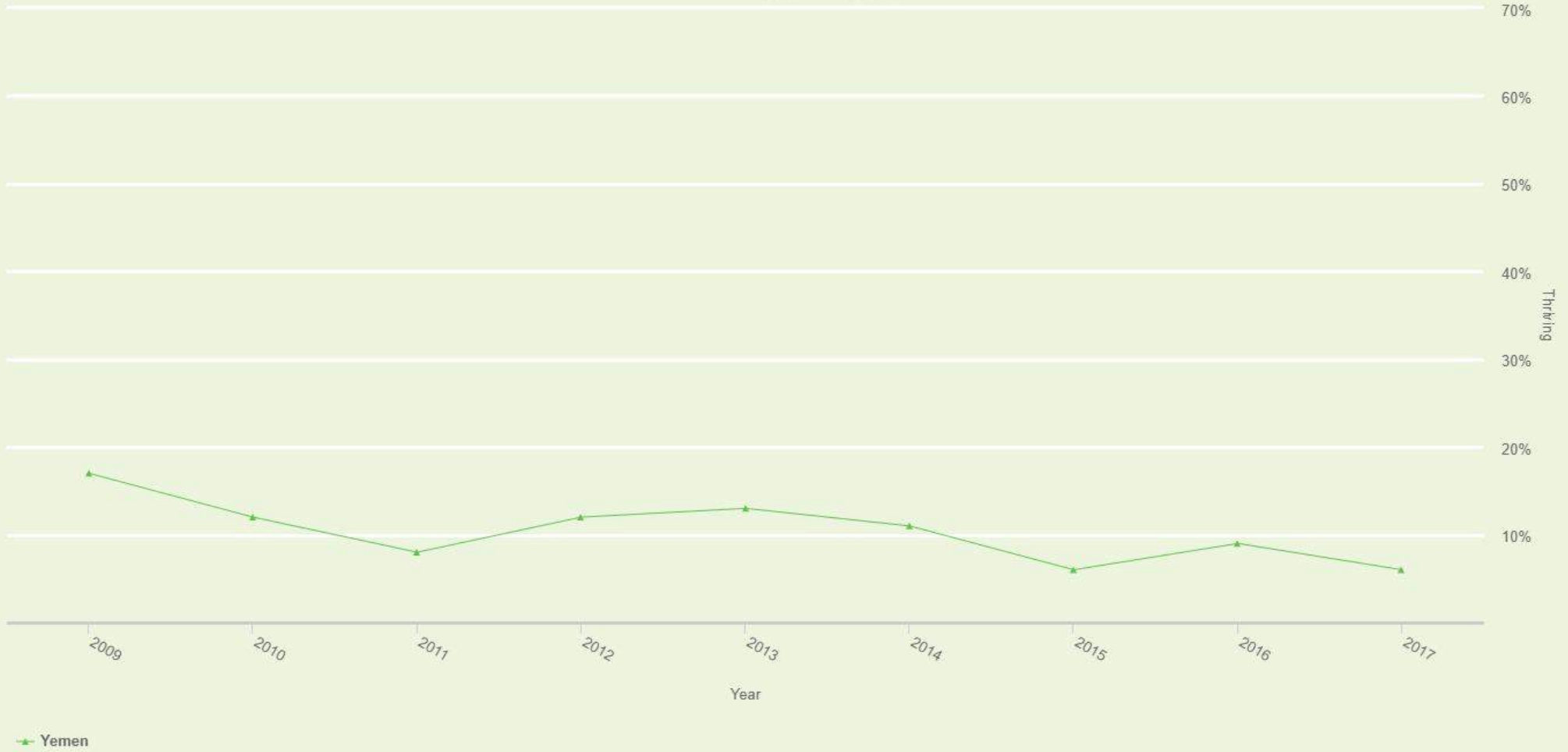


# Yemen and Well-Being - Percent of Population Thriving

## Life Evaluation Index

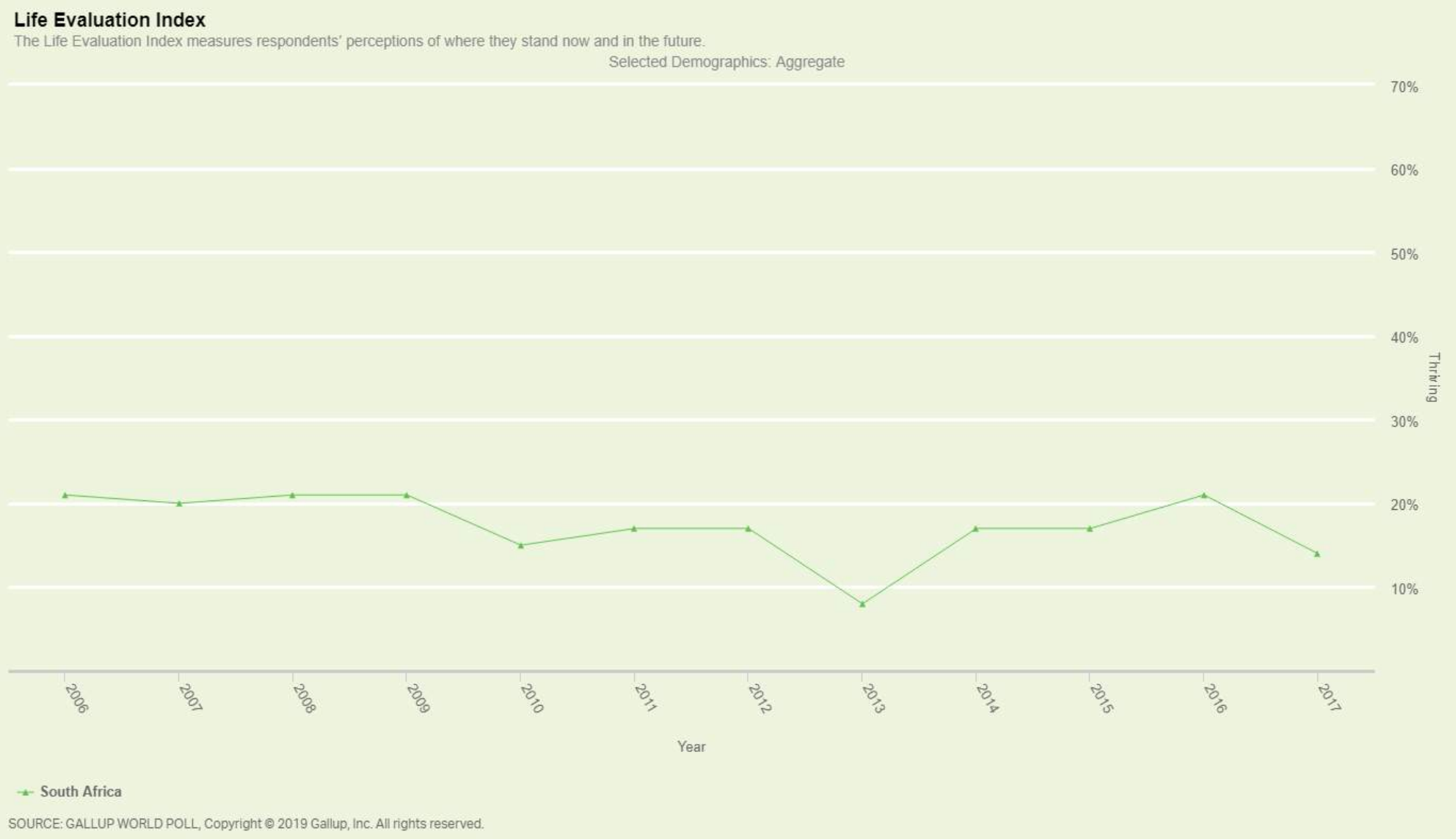
The Life Evaluation Index measures respondents' perceptions of where they stand now and in the future.

Selected Demographics: Aggregate



SOURCE: GALLUP WORLD POLL, Copyright © 2019 Gallup, Inc. All rights reserved.

# South Africa and Well-Being - Percent of Population Thriving



World Bank Findex Data: 2011, 2014 and 2017. The data may be linked to the Gallup World Poll raw data to enhance analytical options. Home is here: <https://globalfindex.worldbank.org/>

1.2 billion adults worldwide have opened an account since Gallup and the World Bank started tracking these data in 2011, including 515 million in the past three years.

Globally, 69% of adults -- or 3.8 billion people -- now have an account at a bank or with a mobile money provider.

1.7 billion adults do not have a bank account. But more than 1 billion of these unbanked adults have a mobile phone, which potentially offers convenient access to financial services.

The gap between men and women in account ownership is just as wide in 2017 as it was when it was first measured.

Having access to the internet as well as a mobile phone puts a wider range of financial services within reach.



Global Preferences Survey – 2012

Linking variable to the Gallup World Poll dataset exists.

Hot off the presses:



# Gallup's Macroeconomic Path and Maslow

**Law and Order** measures respondents' sense of personal security and the incidence of crime and gauges the level of security residents perceive for themselves and their families.

**Law and Order Index** incorporates two items that measure respondents' sense of personal security and two items that specifically address the incidence of crime.

*--In the city or area where you live, do you have confidence in the local police force?*

*--Do you feel safe walking alone at night in the city or area where you live?*

*--Within the last 12 months, have you had money or property stolen from you or another household member?*

**Food and Shelter** measures each individual's access to food and shelter services as an effective summary measure of the prevalence of poverty in a group, country, or region.

**Food and Shelter Index** incorporates two items that ask about respondents' ability to afford food or shelter in the past year.

*--Have there been times in the past 12 months when you did not have enough money to buy food that you or your family needed?*

*--Have there been times in the past 12 months when you did not have enough money to provide adequate shelter or housing for you and your family?*

# Gallup's Macroeconomic Path and Maslow

**Institutions and Infrastructure** measures residents' confidence in key institutions, such as the military, the judicial system, and the national government, as well as indicates the strength and stability of a community. This dimension also evaluates infrastructure, including roads, education, and healthcare.

**Community Basics Index** evaluates everyday life in a community, including education, environment, healthcare, housing, and infrastructure.

*--In the city or area where you live, are you satisfied or dissatisfied with the public transportation systems?*

*--In the city or area where you live, are you satisfied or dissatisfied with the roads and highways?*

*--In your city or area where you live, are you satisfied or dissatisfied with the quality of air?*

*--In your city or area where you live, are you satisfied or dissatisfied with the quality of water?*

*--In your city or area where you live, are you satisfied or dissatisfied with the availability of good affordable housing?*

# Gallup's Macroeconomic Path and Maslow

**Community Institutions Index** evaluates everyday life in a community, including education, environment, healthcare, housing, and infrastructure.

*--Do you approve or disapprove of the leadership of the city or area where you live?*

*--In city or area where you live, are you satisfied or dissatisfied with the educational system or the schools?*

*--In the city or area where you live, are you satisfied or dissatisfied with the availability of quality healthcare?*

**National Institutions Index** reflects residents' confidence in key institutions prominent in a country's leadership: the military, the judicial system, the national government, and the honesty of elections. It gives insight into the aspects of life for which people hold national institutions responsible.

*--Do you have confidence in each of the following, or not? How about the military?*

*--Do you have confidence in each of the following, or not? How about the judicial system and courts?*

*--Do you have confidence in each of the following, or not? How about national government?*

*--Do you have confidence in each of the following, or not? How about honesty of elections?*

**Youth Development Index** measures a community's focus of the welfare of its children. This index includes general measures of development of youth and respect for youth, along with satisfaction with the educational system.

*--In the city or area where you live, are you satisfied or dissatisfied with the educational system or the schools?*

*--Do you believe that children in this country are treated with respect and dignity, or not?*

*--Do most children in this country have the opportunity to learn and grow every day, or not?*

# Gallup's Macroeconomic Path and Maslow

**Communications Index** assesses the degree to which respondents are connected via electronic communications.

--*Does your home have a landline telephone?*

--*Does your home have a cellular phone?*

--*Does your home have television?*

--*Does your home have access to the Internet?*

**Corruption Index** measures perceptions in a community about the level of corruption in business and government. Higher scores on the Corruption Index indicate more residents perceive corruption as widespread.

--*Is corruption widespread within businesses located in this country, or not?*

--*Is corruption widespread throughout the government in this country, or not?*



# Gallup's Macroeconomic Path and Maslow

**Economic Confidence Index** rates economic conditions in the country today, and whether respondents think economic conditions in the country as a whole are getting better or getting worse.

*--Right now, do you think the economic conditions in this country, as a whole, are getting better or getting worse?*

*--How would you rate the economic conditions in this country today – as excellent, good, only fair, or poor?*

**Job Climate Index** measures the attitudes about a community's efforts to provide economic opportunities.

*--Right now, do you think that economic conditions in the city or area where you live, as a whole, are getting better or getting worse?*

*--Thinking about the job situation in the city or area where you live today, would you say that it is now a good time or a bad time to find a job?*

*--In the city or area where you live, are you satisfied or dissatisfied with the availability of good job opportunities?*

# Gallup's Macroeconomic Path and Maslow

**Employment Indexes** measure current employment levels and classify respondents into an employment category based on a respondent's combination of answers to a series of questions about employment.

*--Thinking about your work situation over the past 7 days, have you been employed by an employer - even minimally like for an hour or more - from whom you receive money or goods? (This could be for one or more employers.)*

*--Again thinking about the last 7 days, were you self-employed, even minimally like for an hour or more? This means working for yourself, freelancing, or doing contract work, OR working for your own or your family's business. Self-employment also includes fishing, doing farm work, or raising livestock for either your own or your family's farm or ranch.*

*--In a typical week (7 days), how many hours do you work for an employer? (This could be for one or more employers.)*

*--In a typical week (7 days), how many hours do you work as a self-employed individual?*

*--Would you have been able to begin work had you been offered a job within the last four weeks?*

*--Do you want to work 30 hours or more per week?*

*--In the past four weeks, have you actively been looking for employment? "Actively looking" means applying for jobs, searching for jobs, and the like*

# Thank You

**JERRY HANSEN**  
Learning Solutions Consultant  
Gallup Analytics  
[Jerry\\_Hansen@gallup.com](mailto:Jerry_Hansen@gallup.com)  
Follow us @GallupAnalytics

# Copyright Standards

This document contains proprietary research, copyrighted materials and literary property of Gallup, Inc. It is for the guidance of your organization only and is not to be copied, quoted, published or divulged to others outside your organization. All of Gallup, Inc.'s content is protected by copyright. Neither the client nor the participants shall copy, modify, resell, reuse or distribute the program materials beyond the scope of what is agreed upon in writing by Gallup, Inc. Any violation of this Agreement shall be considered a breach of contract and misuse of Gallup, Inc.'s intellectual property.

This document is of great value to Gallup, Inc. Accordingly, international and domestic laws and penalties guaranteeing patent, copyright, trademark and trade secret protection safeguard the ideas, concepts and recommendations related within this document.

No changes may be made to this document without the express written permission of Gallup, Inc.

Gallup® is a trademark of Gallup, Inc. All rights reserved. All other trademarks and copyrights are property of their respective owners.